
Edison Local Schools

Facilities Advisory Committee 2022
Committee Process & Data Overview

Facilities Committee Overview:

Objective: Provide an OFCC-informed Master Plan Recommendation(s) to School Board by April 19.

Essential Considerations:

- Grade Configuration(s) & Location(s)
- Educational Quality & Classroom Impact
- Overall Cost of Project -> 'Millage' / Cost to Taxpayers
- Community Opinion (*Anecdotal & Research*)
- Maintaining Status Quo vs. Taking Action

Facilities Committee Process:

Meeting 1: Situational Overview + Detailed OFCC Reports

-Enrollment & trend, Facility Benefits/Drawbacks, Teacher/Custodial quotes, OFCC funding guidelines, District financial considerations/overview.

Meeting 2: Answer Qs & Build the “Ideal” Master Plan *(Groups)*

-Student map, Answers to FAC Questions, Results of In-Depth Interviews with local leaders, Teacher Licensure Certification/Configuration, Group Discussion & report

Meeting 3: Pros/Cons of Proposed Scenarios *(Groups)*

-Assess “Fit Plans” of site renovations/construction, Review estimated millage, state v. local share, Group Discussion & report, Voting Demographic data

Meeting 4: Online Survey Results & Master Plan Voting

-Review of Online Survey results, Review of Options, Round 1 of Voting, Elimination from 5 -> 2 options, Round 2 of Voting

Registered Voter Data (Ohio Sec of State)

Age Range

18-34	1365	21.3%
35-49	1313	20.5%
50-65	1934	30.2%
66-79	1387	21.7%
80+	400	6.3%

County

Erie	5137	80.3%
Huron	1262	19.7%

Party Affiliation

Democrat	719	11.2%
Republican	521	8.1%
Other/None	5159	80.6%

Location

Milan Township	1808	28.3%
Milan Village	955	14.9%
Berlin Township	1908	29.8%
Berlin Heights	470	7.3%
Norwalk Township	536	8.4%
Norwalk City	482	7.5%
Oxford Township	169	2.6%
Florence Township	54	0.8%
Vermilion Township	17	0.3%

TOTAL

REGISTRATION

6,399 Voters

In-Depth Interviews: Findings

In-Depth Interviews: Findings

- Completed 16 Interviews, (*Outreach to 56*), 35-40 minutes, Feb 17-28
- **District is Moving in the Right Direction.**
- **High-Quality of Education**, among best academic offerings in region.
- Very strong sense of 'community' – but some harbor concerns about lingering disharmony around 'consolidation' of district.
- **Excellent & Caring** teaching staff, repeatedly offered.
- Generally **High Marks for Management of Funds** – acknowledgement that passing tax issues a long-term issue. Most common examples of poor spending surround, ironically, maintaining and repairing old facilities.

In-Depth Interviews: Findings

- All recognized buildings are generally old and/or in poor condition.
- General understanding that the **High School** is in the best condition... Support for renovations there due to recent investments.
- More openness to **building new elementary & middle schools**
- **Many** stated it is important to them and to their community that a **building remains in each community** (Berlin Heights & Vlg. of Milan)
- Most agreed that up-to-date buildings are **linked** to educational quality, but believe teachers and parental involvement **matter more**.
- Cost to get up-to-date buildings may exceed what is palatable, and the costs may be rising, and timing is critical.

In-Depth Interviews: Findings

- Many **IDEALLY** would aim for a single-location plan... but believe a single site plan may not be supported across the communities.
- Concerns that local businesses could be negatively impacted if school facilities located on single, Milan Township (HS) campus.
- Fears that the community as a whole could be hurt by the loss of a school site, could remove sense of community identity.
- Ask FAC to **listen**, to be **respectful**, to seek **pragmatic** decision-making, remind that **compromise** is important.

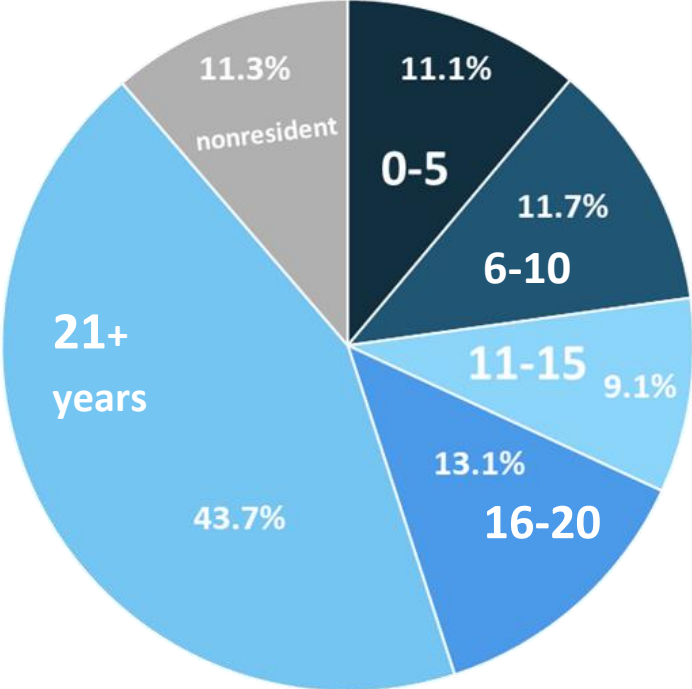
Online Community Survey: Findings

Survey Methodology

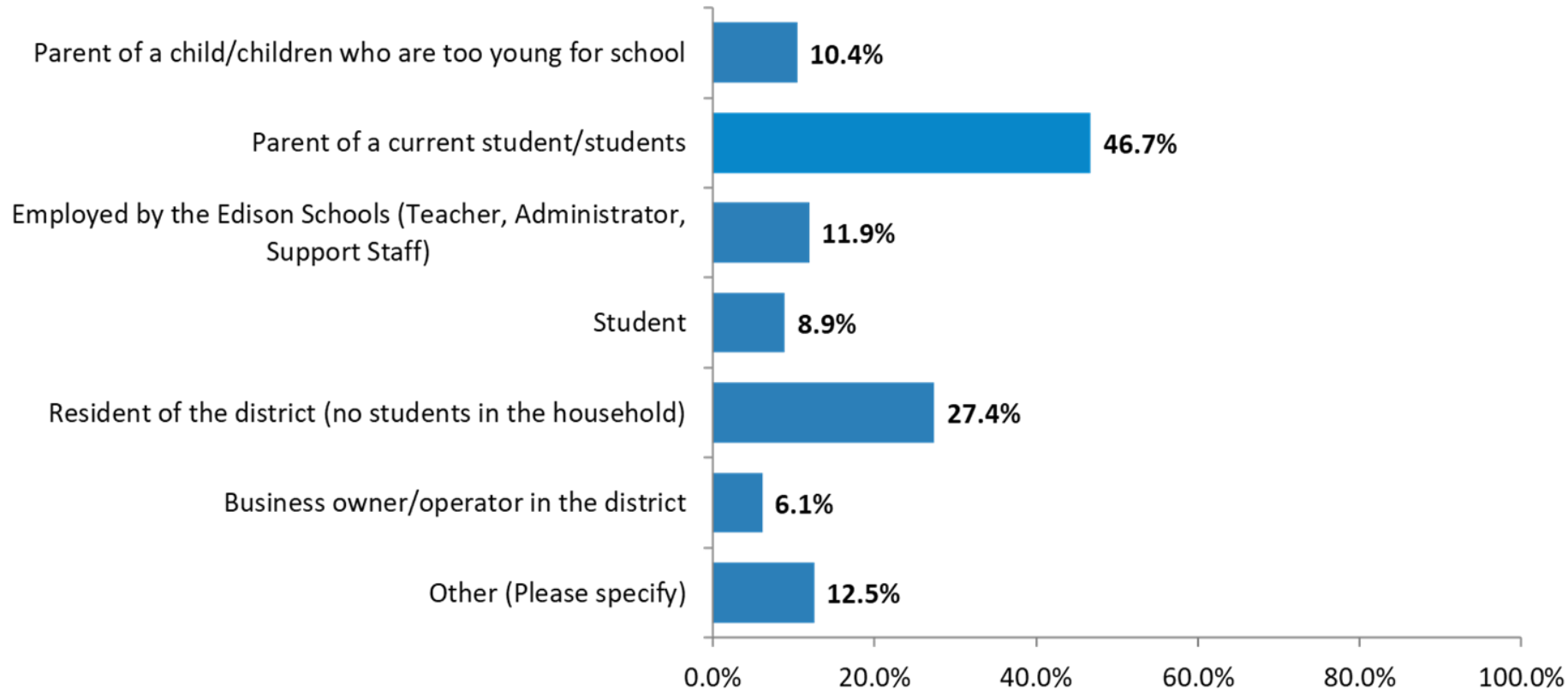
- Live survey link emailed to key communicators, printed in the local paper, posted to social media.
 - Online April 1-11.
 - **1,089 Responses.**
 - Responses verified via IP addresses; no 'stuffing'.
 - Self-selected sample, but closely resembles electorate.
-

-
- Very large sample (N=1,084) for size of district (6,400 voters).
 - Overall survey participation oversamples Parents and high-affinity supporters (alumni, grandparents, staff), and likely undersamples 65+ portion of community (28%).
 - Survey participation by Milan (Village+Twp) and Berlin (Heights+Twp) match registered voter counts nearly identically.
 - *Survey:* 45% Milan / 36% Berlin / 18% Other
 - *Voter Reg:* 43% Milan / 37% Berlin / 19% Other
-

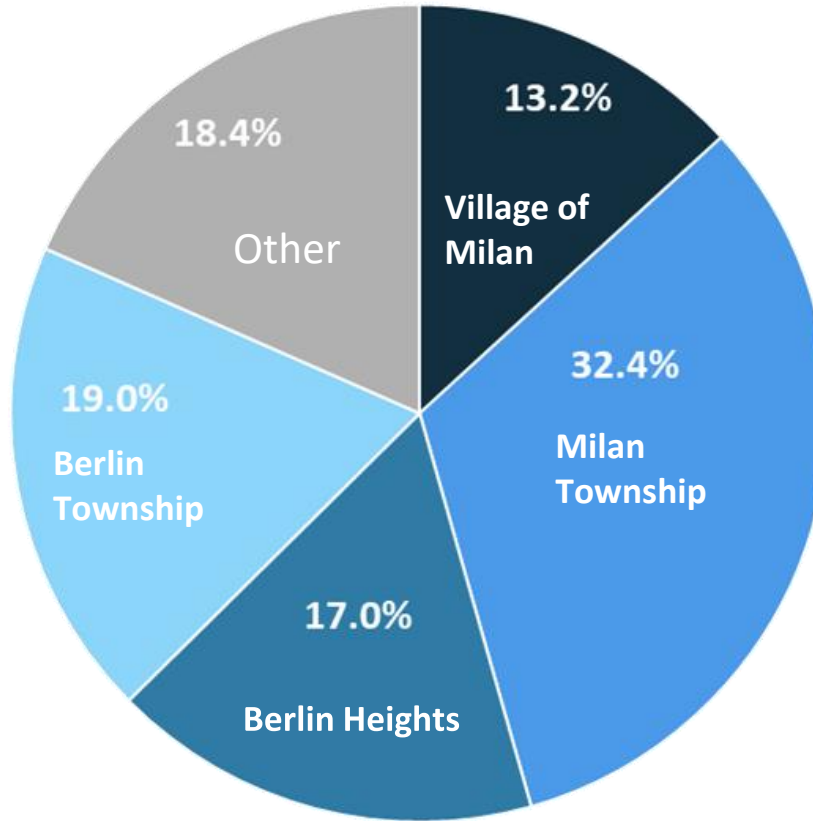
How long have you lived in Edison Local School District?



Which describe your affiliation with the school?



In which community do you live?



Other (most frequent responses)

1. Norwalk
2. Huron County
3. Oxford Township
4. Sandusky

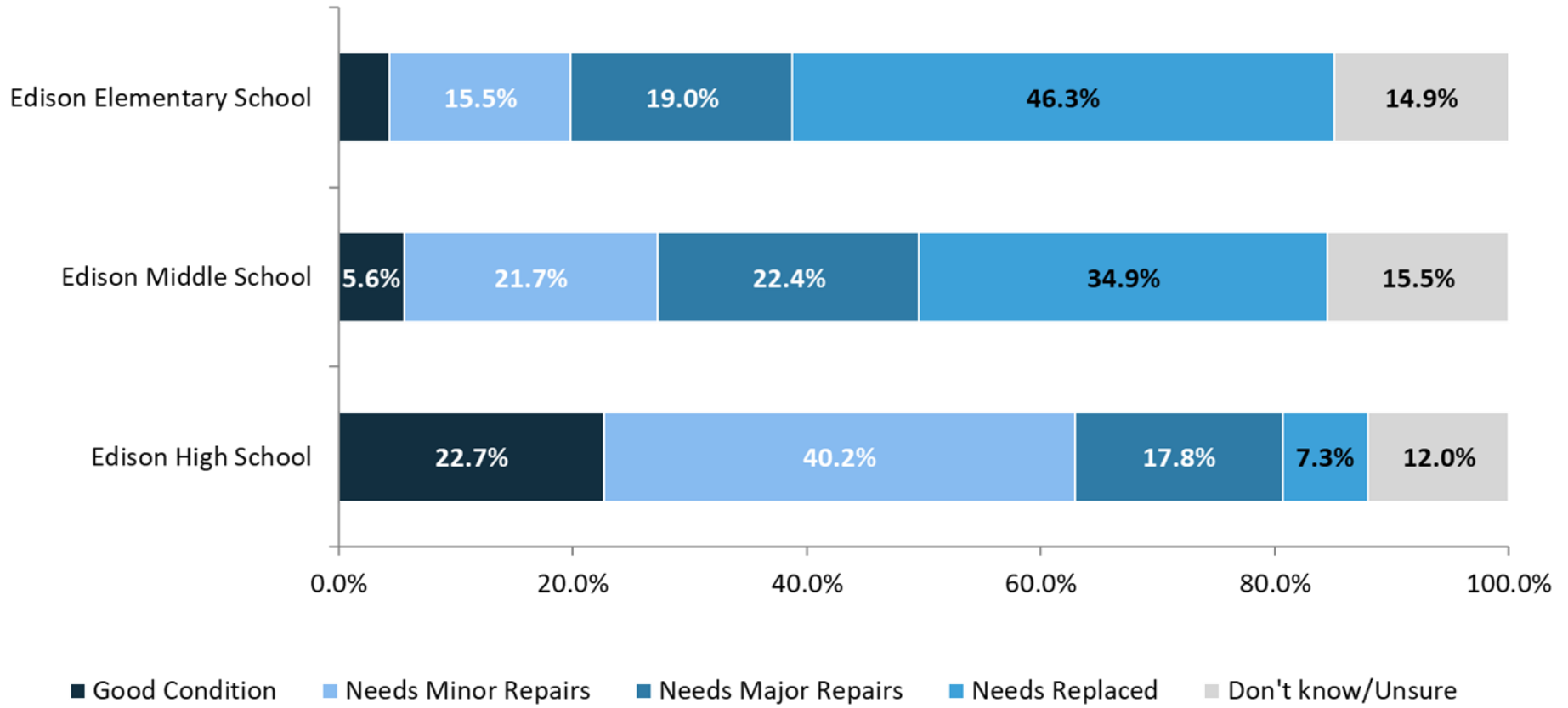
About 80-90% of participants have been inside the buildings within the last 5 years, with ES/MS on lower end and HS on higher end.

Overall, about 15% are unsure about the physical condition of the buildings.

Majority feel High School is in a good (23%) or minor repair (40%) condition... and only 7% feel it needs replaced.

By comparison, the Elementary and Middle Schools have plurality agreement that they need replaced (46% and 35% respectively), or at least major repairs are called for (19%, 22%).

Please indicate what condition you think each of the three Edison school buildings are in.



Quality of Education gets an “A/A-”: Excellent (53%) or Good (40%).

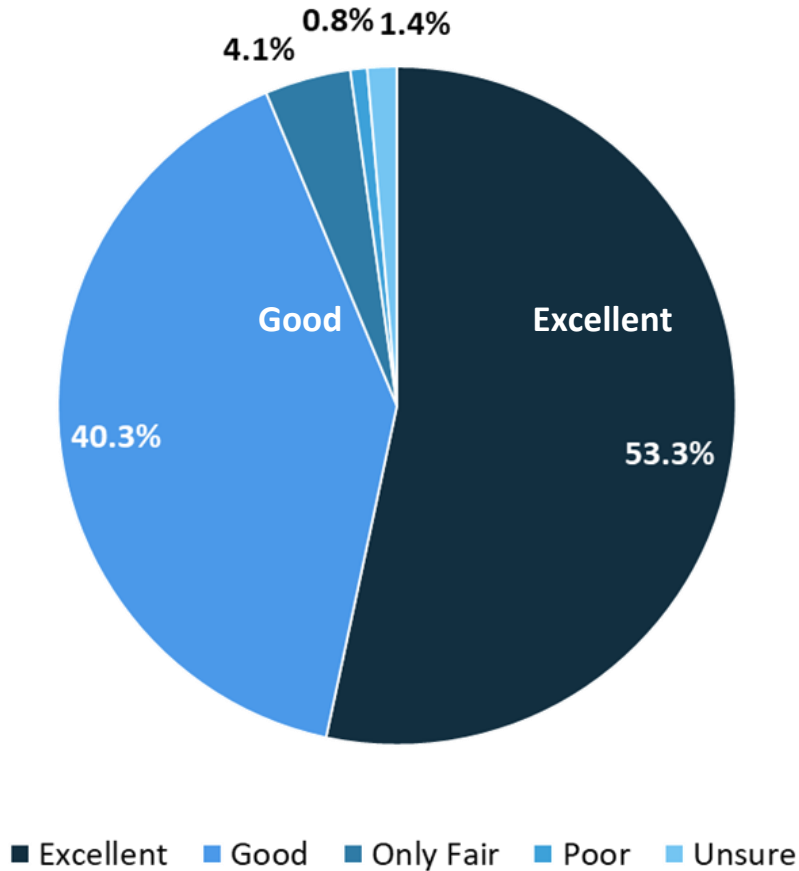
Name Change of District improved overall sense of community (57%), but notable chunk disagreed (18%)

They trust the district to use tax dollars wisely (55%); unsure (24%); and they believe community simply CAN afford new buildings (53%)... but, many are unsure (23%) or doubtful (21%).

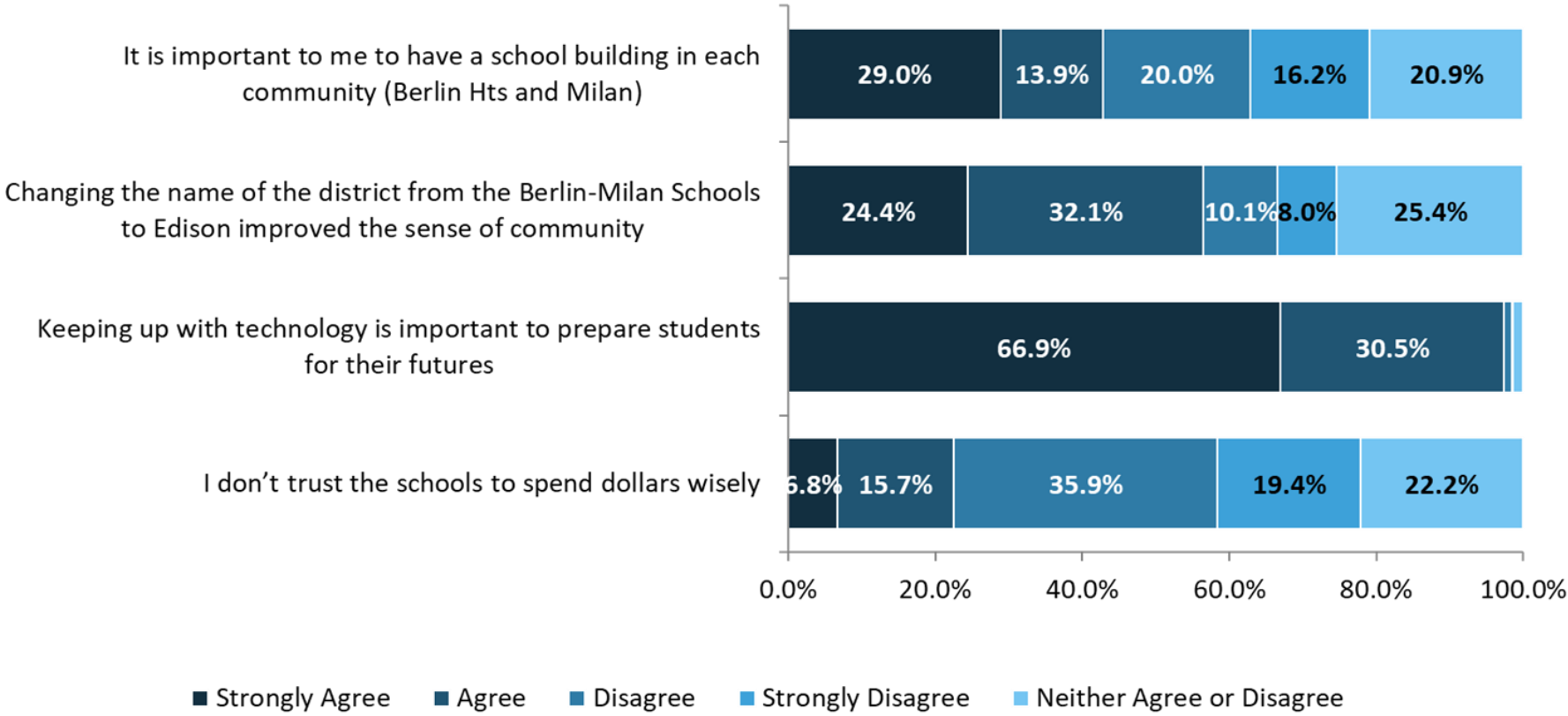
Keeping up with technology is important for student futures - unanimously agree (67% *strongly agree*, 31% *agree*); now is the time to find a long term solution to building problems, rather than constant fixes (52% *strongly agree*, 33% *agree*)

Having a school in both communities doesn't matter to everyone (36% + 21%), but matters A LOT to a large portion/plurality (43%).

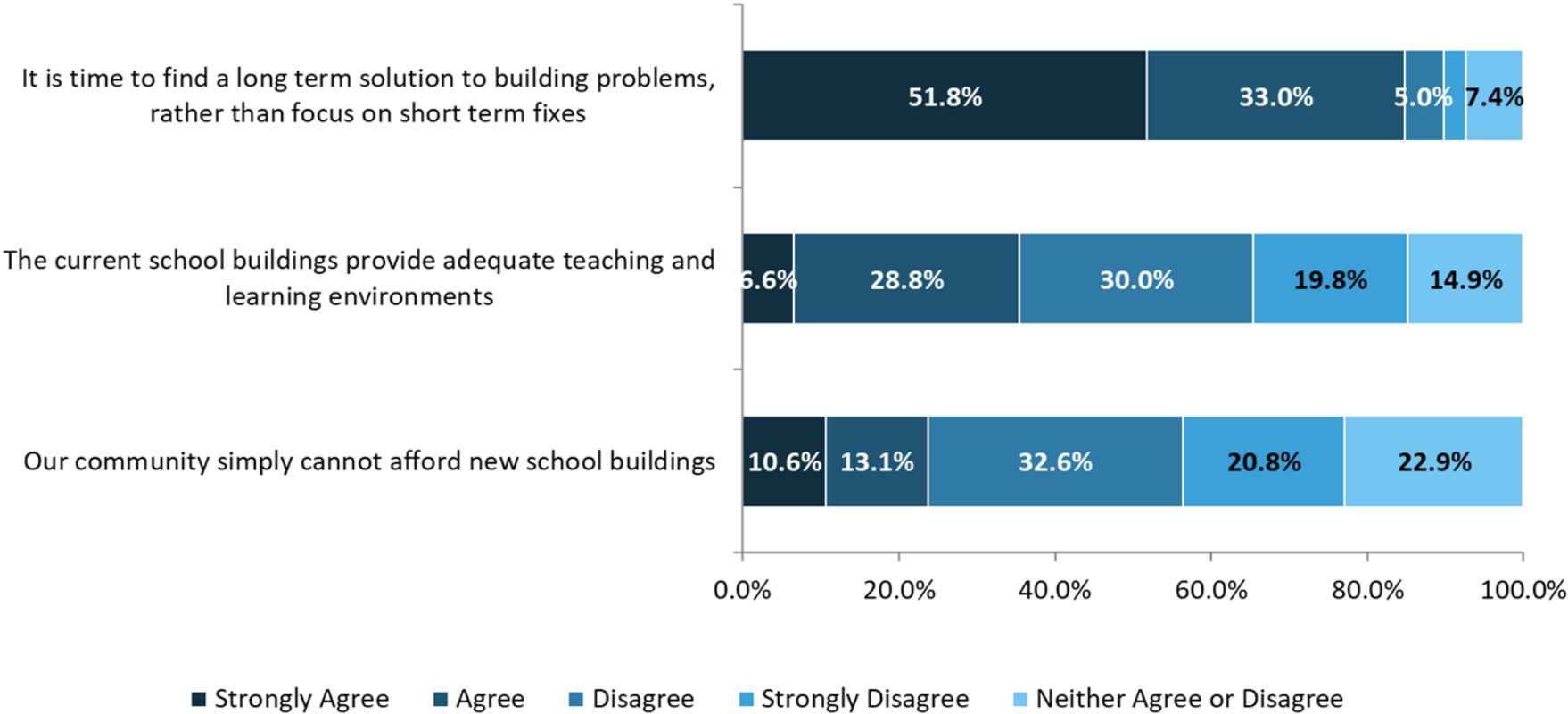
Overall how would you rate the quality of education in Edison Local Schools?



Please indicate whether you strongly agree, agree, disagree or strongly disagree with the following statements:



Please indicate whether you strongly agree, agree, disagree or strongly disagree with the following statements:



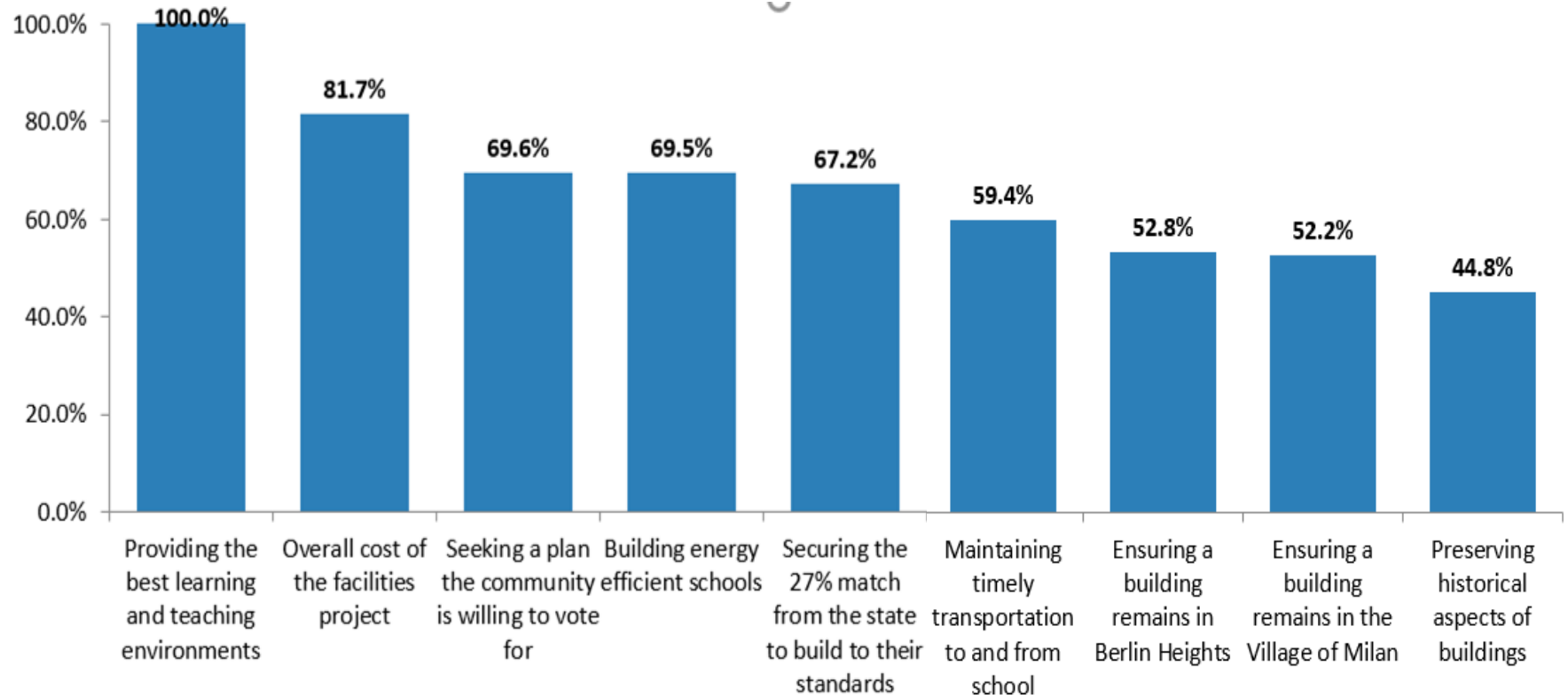
Forced Ranking -> forces honest weighing of priorities. We force participants to weigh all 9 “importance” topics surrounding facilities planning.

Next chart shows how close each of the topics gets to the MOST important (“*Providing the best learning/teaching environments*”). Cost of Project clear #2 in importance. Finding a plan community supports and building energy efficient schools about even in third.

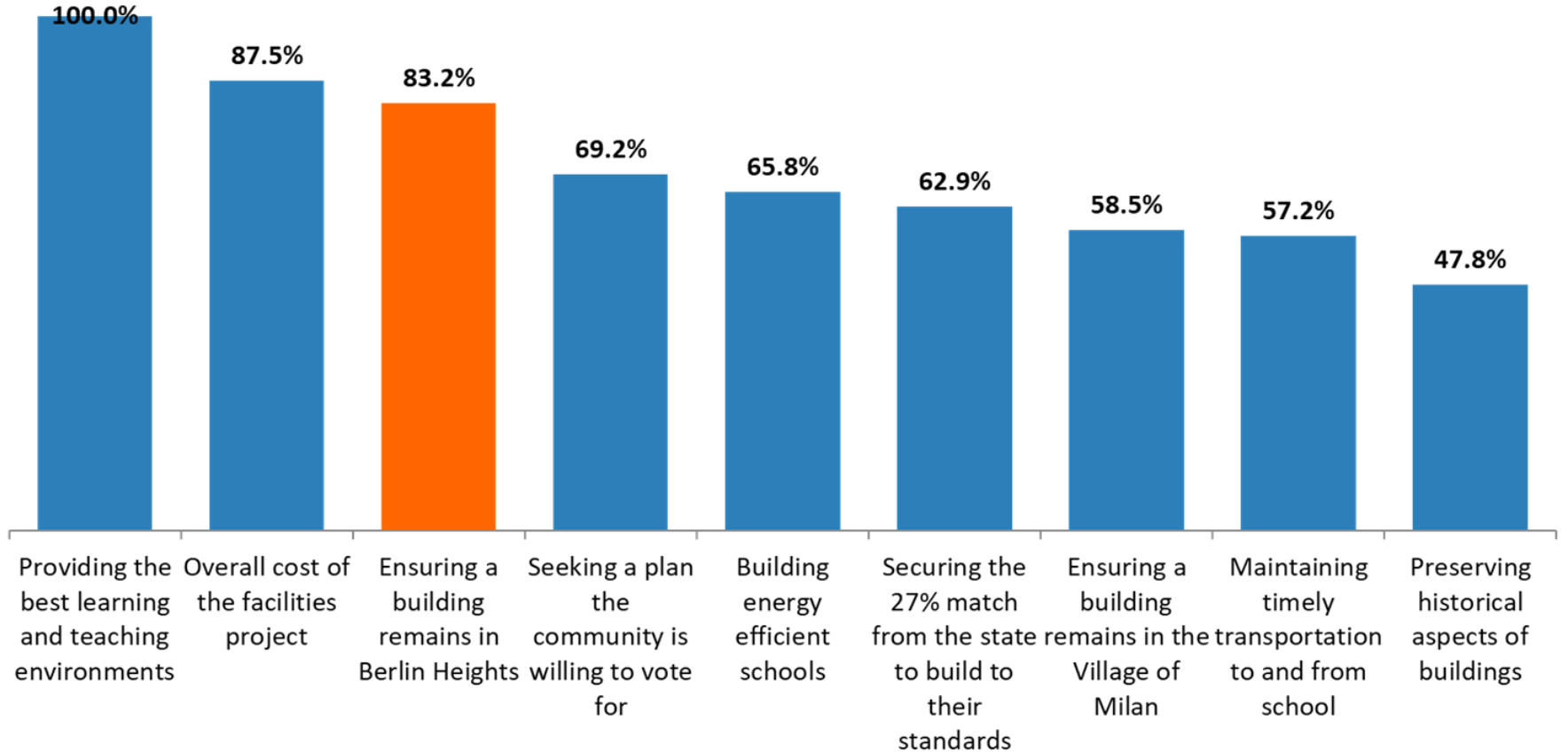
Preserving historical aspects of building ranks lowest, just behind keeping a building in Village of Milan and keeping building in Berlin Heights.

Bottom Line: Location matters TREMENDOUSLY for those in Berlin Heights, SOMEWHAT for those in Village of Milan, and NOT TOO MUCH in Milan Twp.

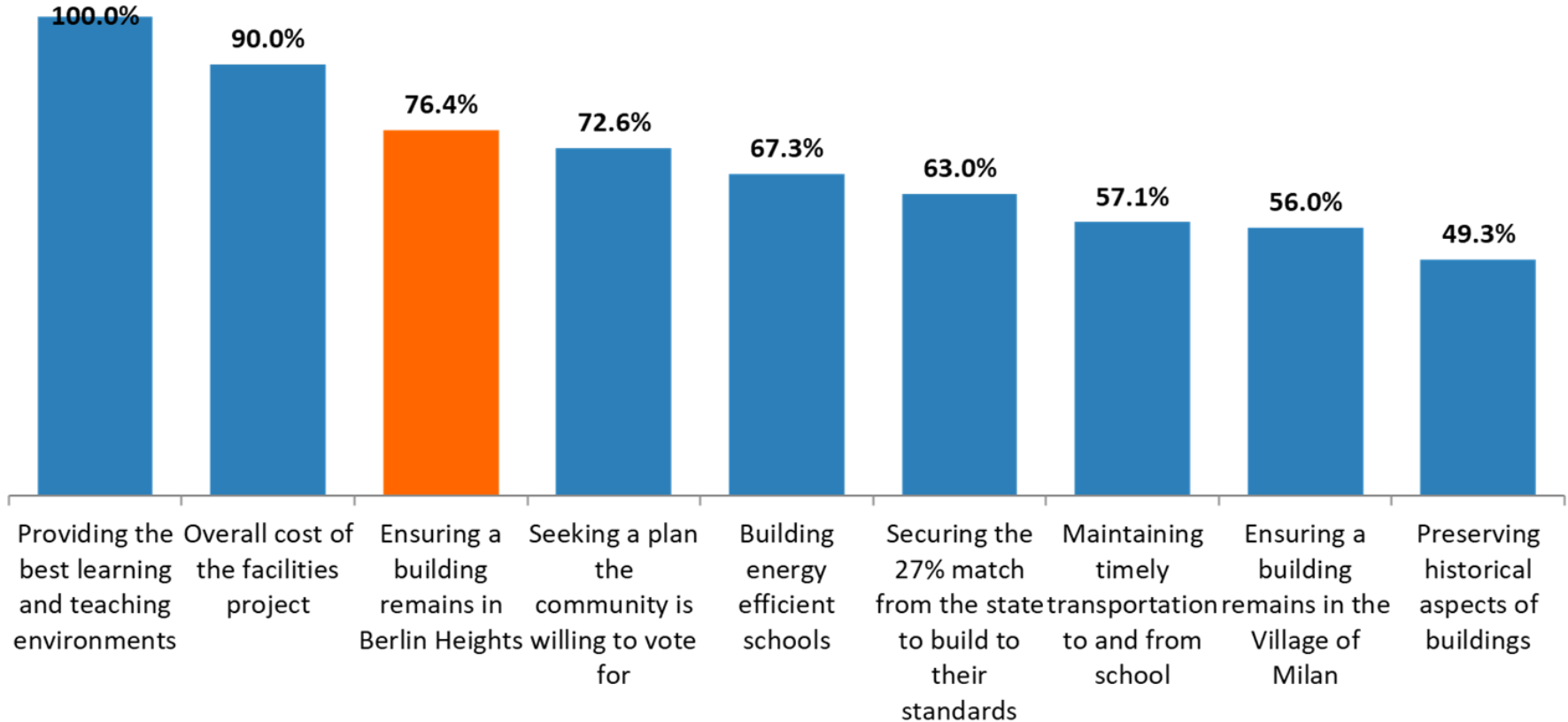
As the district makes decisions about how to move forward with a facilities plan, please rank how important these are to YOU. (top 5)



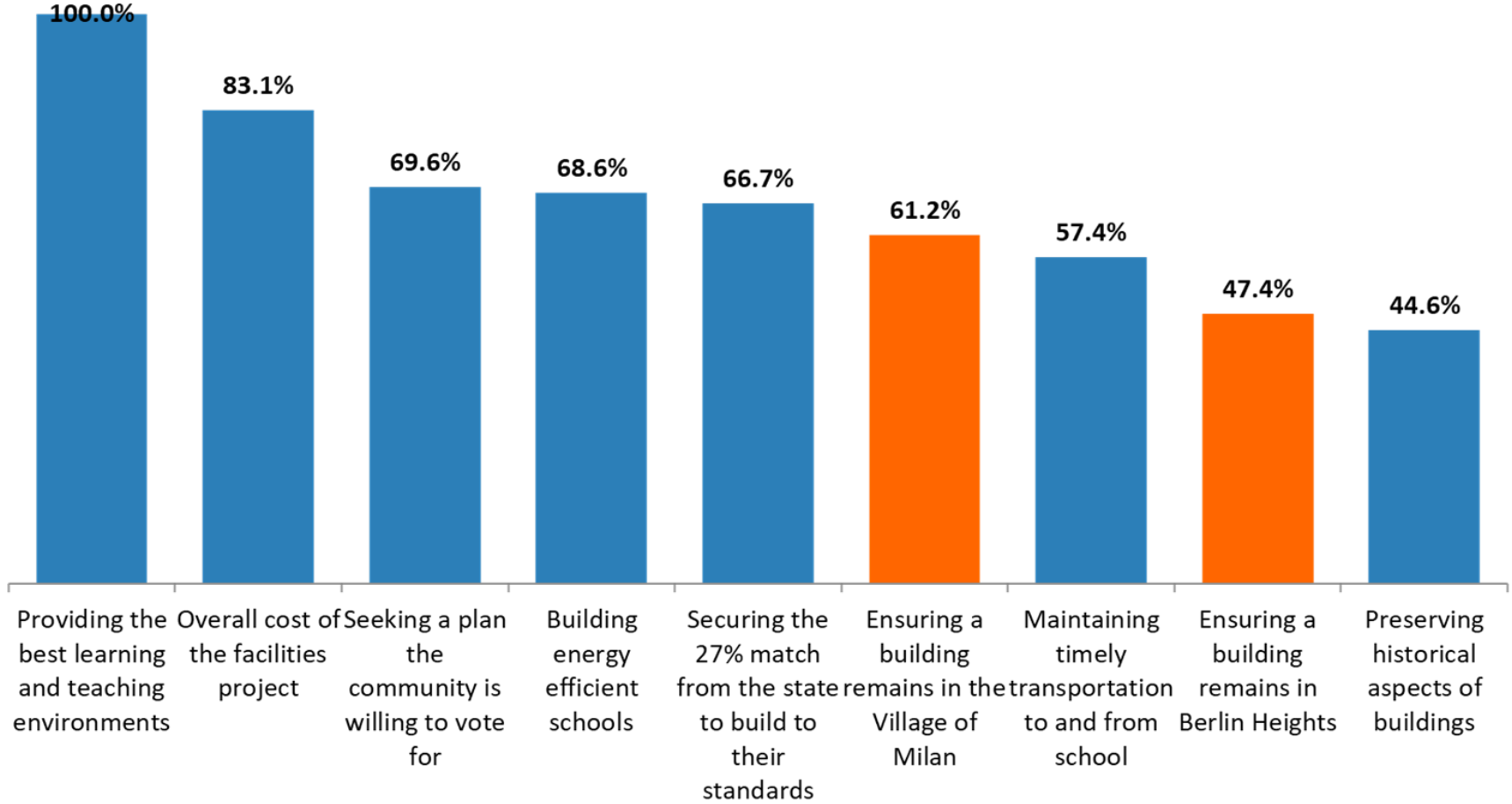
Berlin Heights



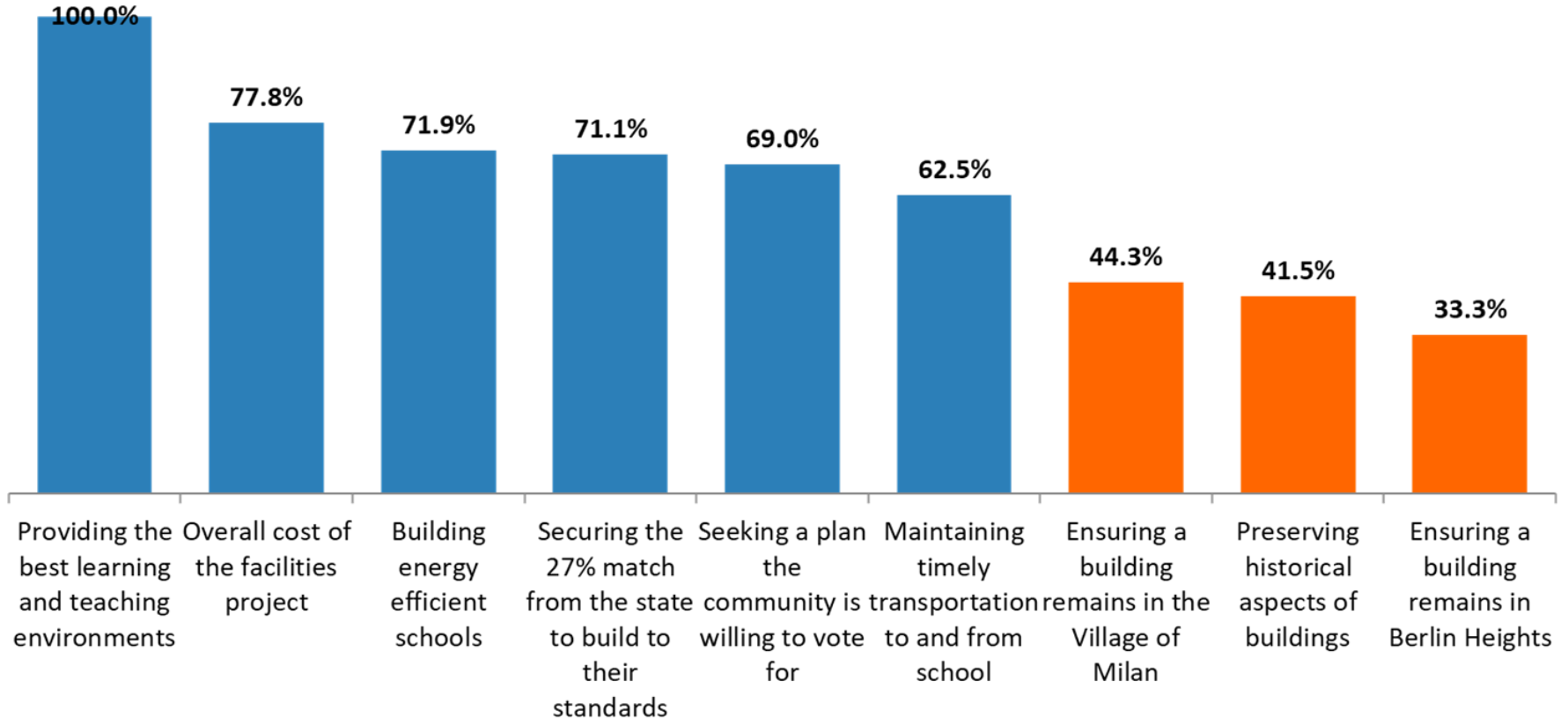
Berlin Township



Village of Milan



Milan Township



All things being equal, with random distribution, all ranks/categories would get about 111 votes each. The gap between random distribution (111) and participant responses really show how important each one is to specific portions of community.

HQ Learn. Environs -> Clearly #1, very few rank below R5
Cost of Project -> Strong #2, even spread cluster at top
Energy Efficient -> Rarely Rank 1, clearly step behind cost

Comm. Support/State Match/Transportation -> comfortably in the middle

Berlin Hts -> 123 votes as R1 + 79 votes R2... it matters a lot to 20%, but the rest put it in the bottom 2 ranks.

Village of Milan -> a similar pattern with lower intensity, fewer R1

Survey Data -> "Ranking"

Q8. Priority Ranking (N=1000)	Providing the best learning and teaching environments	Overall cost of the facilities project	Building energy efficient schools	Seeking a plan the community is willing to vote for	Securing the 27% match from the state to build to their standards	Maintaining timely transportation to and from school	Ensuring a building remains in Berlin Heights	Ensuring a building remains in the Village of Milan	Preserving historical aspects of buildings
Rank 1	503	183	23	48	42	20	123	43	15
Rank 2	142	157	147	130	106	81	79	130	28
Rank 3	103	128	159	133	162	105	85	71	54
Rank 4	113	155	128	162	153	137	36	61	55
Rank 5	50	151	161	143	118	158	43	49	127
Rank 6	36	88	183	144	136	183	44	74	112
Rank 7	15	68	87	107	151	95	103	120	254
Rank 8	7	34	71	103	73	90	211	290	121
Rank 9	31	36	41	30	59	131	276	162	234
Avg. 'Rank'	1.5	2.9	3.8	3.8	3.9	4.5	5.1	5.1	5.6

Facilities Committee - Voting:

- Provided **1 Green** (3 pts) and **1 Yellow** (1 pts) stickable dot.
- Allows 1st choice / 2nd choice prioritization among options.
- Included 2 proxy votes, requested the prior week.

- NO CLEAR FAVORITE in Round 1. Eliminated Option 2,4,5

- Round 2: Same Green/Yellow voting process.
- Includes 3 votes cast online by FAC members who missed the meeting, using private link, 24-hour time limit.

Votes

R1 16 13 = 61 pts

R2 21 15 = 78 pts

Option 1

**New PK-5 (*or 6) in BH
Reno + Add to HS
(2 sites)**

Total Cost: \$75.8 M
OFCC Share: \$20.2 M
Local Share: \$55.6 M

**If PK-6 = \$54.9*

Est. Millage: 8.41
Est. Cost: \$24.47/mo

**per \$100,000 assessed value*

R1 14 12 = 54 pts

R2 18 22 = 76 pts

Option 3

**New PK-6
Reno + Add to HS
(1 site)**

Total Cost: \$74.9 M
OFCC Share: \$20.0 M
Local Share: \$54.9 M

Est. Millage: 8.31
Est. Cost: \$24.25/mo

**per \$100,000 assessed value*

Option 2

**New PK-8
Reno HS
(1 site)**

Total Cost: \$81.3 M
OFCC Share: \$21.2 M
Local Share: \$60.1 M

Est. Millage: 9.10
Est. Cost: \$26.79/mo

**per \$100,000 assessed value*

Option 4

**New PK-5, New 6-8
Reno HS
(3 sites)**

Total Cost: \$85.0 M
OFCC Share: \$21.2 M
Local Share: \$63.8 M

Est. Millage: 9.66
Est. Cost: \$28.44/mo

**per \$100,000 assessed value*

*Estimate 2022 Costs
Assumes 37 Year Bond